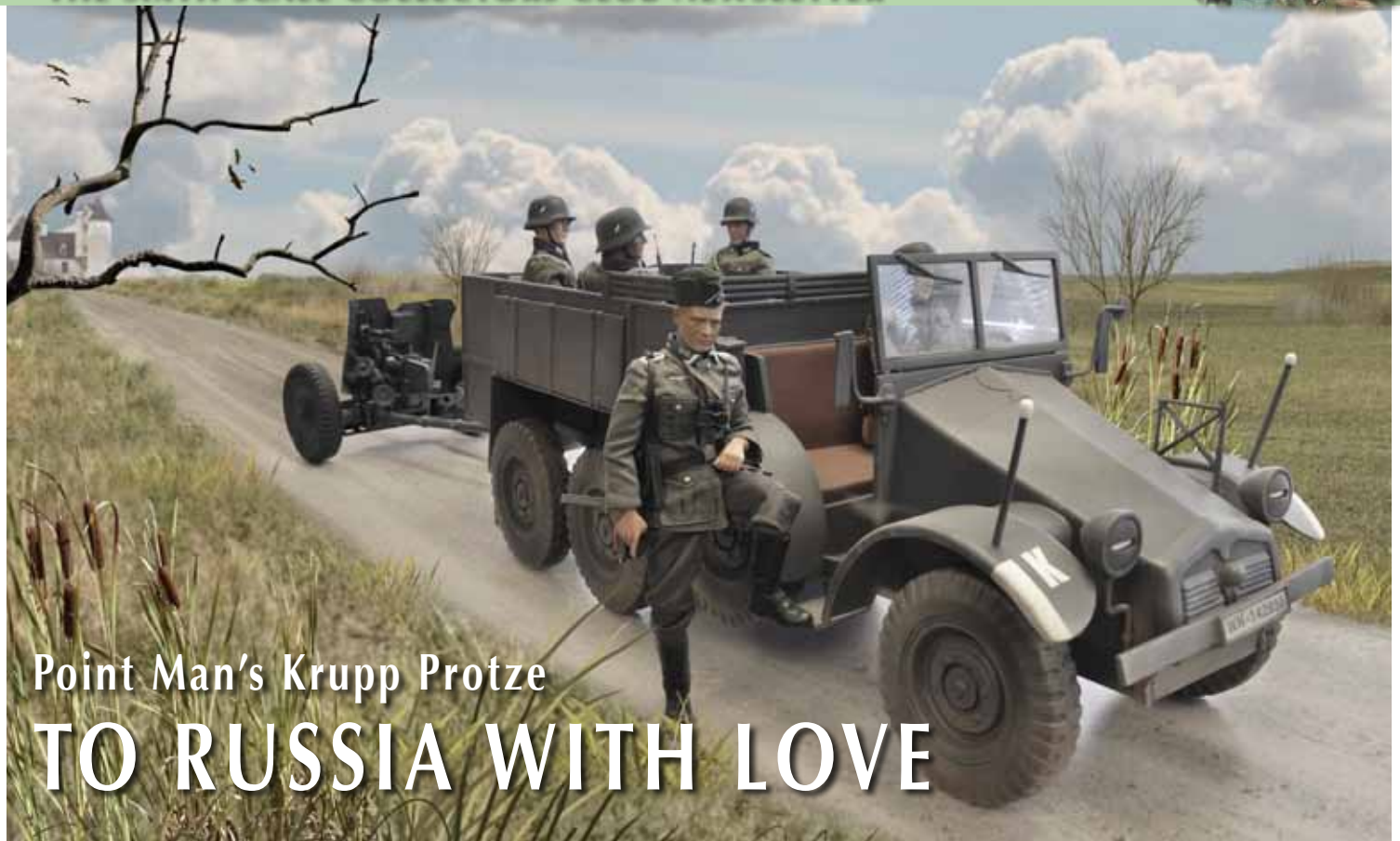


# SSCC DISPATCHES

THE SIXTH SCALE COLLECTORS CLUB NEWSLETTER



## Point Man's Krupp Protze TO RUSSIA WITH LOVE

### WORTH A THOUSAND WORDS by Point Man

Someone once wrote that a picture is worth a thousand words and that has never been more true than it is today in the world of social media, where photos become viral in the space of a few minutes. I have said before that the corporate part of our hobby is mostly an online hobby and in no other place can pictures have more of an impact than on the internet. We can communicate not only with folks in Cincinnati and Columbus, Ohio, but also in France, Germany, Great Britain,

Japan and even... dare I say it... Russia. To me the picture is everything because with it I can communicate ideas and stories to folks who will never see my collection first hand.

The picture above was taken at our last club meeting and you can see the original on page three. The display at the meeting was intended to show a vehicle about to get underway, but the scenery had to be filled in by the observer. With a little Photoshop magic, 40 some layers later we have a scene as big as all outdoors, which

makes our vehicle and soldiers just that much cooler. That said, someone with a great outdoor location can do a shot that is ever bit as cool, probably more so.

I say all that to say this; content is what makes our website relevant. And members, we need your photos to make that happen. Send us your photos and we will get them on the site.

You can send them to us at  
**[SSCCGC@aol.com](mailto:SSCCGC@aol.com)**

Be sure to include CALL SIGN and brief description. Thanks!

SSCC Monthly Meeting  
Report MAY/JUNE Eye Candy

PAGES 2 & 3

SSCC DISPATCHES  
is a Free Publication  
produced for the Members  
and friends of the SSCC



1



2



3



4



5

## MAY CLUB MEETING

Here are just a sample of the eye candy that was shown at the May meeting. (1) Trooper Tim shows a couple of variations of an "Escape from New York" figure. (2,3) Dr. Zorkon had this fabulous Hot Toy "Map Room" from RAIDERS. The detailing and painting on this piece were beautifully done. (4) J. Kidd showed off some nicely detailed modern British soldiers and a (5) modern Russian soldier. (6) The good Doctor proves that you can do something interesting with your leftover Hobbit figures. Here one of them plays a mean fiddle on the deck of a privateer. A clever use of a Hobbit to create a Pirate kid. Finally, (7) The doctor had this great looking vignette featuring a sideshow vampire and a scratchbuilt statute base. This was a real standout piece for me. The base is composed of items found at the local craft store. The pillars for example came from the cake decorating aisle. A great example of what you can do if you use your imagination. Great job Dr. Z.



6



7



## JUNE CLUB MEETING



There was plenty to see at the June meeting as well. (1) Eric B's beautifully detailed paratroopers surround a Dragon Jeep on D Day. (2) Dr. Zorkon had this nicely done Indian brave and squaw on a vignette base. (3) Dr. Z does it again with this "Mad Doctor and Assistant in a detailed lab. I think the figure in the inset is their "patient". Trooper Tim (4) shows yet another "Escape from New York" variation this month - he really likes this sculpt. (5) Point Man's Krupp Protze and troops prepare to invade Russia. (6) Eric B. also showed off some German paratroopers that he has been working on. And finally, (7) Hammer Six shows off an early war German 6 wheeled armored car that he recently acquired from Gary1930. This is a scratchbuilt piece that Gary did years ago. It is not any bigger than the Protze above, but it weighs a ton, it is a really solid model. It was a great meeting with lots to see and all in attendance had a great time.



# SUMMER PROJECT

by Point Man

The 21st Century Toys M5 Stuart first appeared in 1999. I am pretty sure that I had my first of four customized by 2000. That means that my “modeling job” on the two Stuarts I still own is 15 years old. And quite frankly, it looks it. This summer I intend to update and improve them a bit, followed by a fresh paint job and weathering. Two areas that are first on my list are the vehicle periscopes and the tow hubs and shackles. When I first



created molds for these items 15 years ago, they were based on the toy's commander's periscope (turret) and a drawing in the book *Stuart in Action*. Both the molded periscope and the drawing in the book were far from accurate. What I am currently working on is probably not terribly accurate either, but it is about 100 times better than where I was. The first picture (left top) shows my new master on left and a casting from someone's worn out mold on the right (the casting was used for scaling). My master is in two pieces, which will be cast separately in an attempt to make the mold last as long as possible (there are a number of Stuarts and Shermans in the club). The tow hub, or shackle mount as I like to call it, were way too large the first time around and my new casting will reduce the size by quite a bit. I am still working on the shackle, but you can see the start of it on the left of the bottom photo.

There are a number of other things that I want to do to my Stuarts as well, but these items were the first improvements on the list and were “ready” in time for this newsletter. More later on.

-Point Man