

# SSCC DISPATCHES


THE SIXTH SCALE COLLECTORS CLUB NEWSLETTER



## SALUTE TO VETERANS SPECIAL EDITION

This month's newsletter is dedicated to coverage of our Ft. Thomas Salute to Veterans Show. There will be a few more pages than normal and perhaps a few pictures that will not appear anywhere else. It was the fifth year for the show and clearly it was a big success with the folks that came. There was plenty to see and do and more than a little 1:6th to buy!

Setup for the show started on Wednesday after the election. The Ft. Thomas community center is actually used as a polling place, so we were not able to get in any sooner. Clearing out the voting booths and a delay on table delivery slowed us down a little on Wednesday morning, but by mid-day we were cranking right along.



Dr. Zorkon's beautiful WWII  
Airfield diorama



By Wednesday evening we were in pretty good shape with most of the smaller dioramas and displays completed and 90% of the large club diorama finished as well. On Thursday we put most of the finishing touches in place making us ready for Ft. Thomas school children on Friday morning.

### SHOW OVERVIEW

Our comprehensive report on this year's Ft. Thomas Salute to Veteran's show.

PAGE 2

### AMAZING DIO

The Club's WWII diorama looked at through some never before seen photos.

PAGE 5

SSCC DISPATCHES  
is a Free Publication  
produced for the Members  
and friends of the SSCC



# An Overview of the Ft. Thomas SHOW



Lewis or Clark? Figure by Dr. Zorkon

As we have done each year, the display was open to the area schools on Friday, prior to the weekend show. This year we had four or five classes (I'm not sure) come through. We divided the kids up and had part of the them go through the figure display while the one group were with our Revolutionary War reenactors and the other group were going through what I am calling "The Humvee Experience". The kids were all very well behaved and hopefully learned something as well as had fun.

just a perfect day in Fort Thomas for the show.

It was a little cooler and quite a bit windier on Sunday, but it didn't slow the crowd down at all. There was a combined kid's choir from three of the schools to sing patriotic songs and estimates put the crowd at about 500 or 600 around 1:00 to 2:00 pm. It was a lot to handle, but folks really seemed to be enjoying themselves.



Union Soldier by Paul L.

Saturday morning the doors opened for exhibitors and club members at 8:00 am and the buying was fast and furious. The doors opened for the general public at 10:00 am and the crowd was pretty steady all day long. It was a beautiful day on Saturday with very mild temperatures, which was just perfect for outdoor activities. Our friends from the U.S. Army were able to show off their two Humvee vehicles to a non-stop flow of folks and there was plenty of activity to keep the reenactors busy as well. The field kitchen did a huge lunchtime business selling burgers, hot dogs, chips and more. It was



6th Georgia Artillery by Point Man



Log Puller by Paul L.



Artillery Officer by Gray Ghost

# Salute to VETERANS

NOVEMBER 2012



Figures by Dr. Zorkon


There was an attempt to raise the bar this year...

...As we began to plan this show last January, there was a conscience effort to raise the bar. We felt pretty good about the huge club diorama that we did last year and we wanted to do something similar this year. We also wanted all of the displays to fit together to form a loose timeline of American military history. Last year's club dio featured the German invasion of France in 1940. We wanted to do an American dio this year




and came up with the idea of showing American forces landing at Normandy and moving through the countryside on their way to a meeting with the Russians on the banks of the Elbe. We called the dio "Seasons of War" and featured seasons from the Spring, Summer, Fall and Winter of 1944. There were 30 some vehicles used in the 64 foot diorama and close to 200 figures. The truly amazing thing is how fast it went together. 90% of the diorama was done in less than a day. And I think it truly blew away the public when they saw it. It was huge and there were so many little dramas being played out on it that you could look at it for hours.

But the club diorama wasn't the only thing we wanted to raise the bar on this year. We wanted to improve the look of everything we did. One of the things we decided on fairly early in the planning was the use of some kind of background between the tables so that displays that backed up to each other were



Figures by Panzercommander



Figures by Dr. Zorkon

separated from each other. We did that with black curtains hung from a PVC pipe rig made by one of the members. The piping sits between the tables and the curtain fits on it like a huge curtain rod. This really helped the way the displays were viewed, but improved photography of the various displays as well. Everything just looked much cleaner, neater and more professional.

Something else that we did this year was put framed plaques on each display so that folks would know what they were looking at, the exhibition is a self guided tour after all. The plaques looked something like the one pictured below.

<b>KOREA (1950-53)</b>	
<b>THE FORGOTTEN WAR</b>	
<p>Following the surrender of the Empire of Japan in September 1945, American administrators divided the Korean peninsula along the 38th parallel, with U.S. military forces occupying the southern half and Soviet military forces occupying the northern half.</p> <p>The failure to hold free elections throughout the Korean Peninsula in 1948 deepened the division between the two sides; the North established a communist government, while the South established a capitalist government. The situation escalated into open warfare when North Korean forces invaded South Korea on June 25, 1950. It was the first significant armed conflict of the Cold War.</p> <p>The United States of America provided 88% of the 341,000 international soldiers which aided South Korean forces in repelling the invasion. The active stage of the war ended on July 27, 1953, when the armistice agreement was signed.</p> <p>Two new pieces of military hardware were successfully deployed in large numbers during this war - the helicopter and the jet.</p>	  

Because we took the time to plan out everything that was going to be on exhibit this year, we were also able to provide visitors with a show program that had a map of the exhibits as well as a schedule of events for the weekend.

There were certainly lessons to be learned from this show, but without a doubt it was our most professional show yet. We had a lot to be pleased about though and I think that generally everyone was happy with the results of what we put together. There was a lot of hard work on the part of a lot of folks that made it all come together. It was a great show and we are all looking forward to the next one. -PM



Figures by Maddog Cpl.



Figures by Maddog Cpl.



Figures by Panzercommander

# AMAZING DIO...

NOVEMBER 2012



This year the club diorama featured WWII American soldiers. The idea was to show a progression in Uniforms throughout the year 1944 (M41s to M43s, etc). It was a little harder to do that with equipment since most of what we all have is Jeeps, Stuarts and White Scout Cars. But there was a great looking Ambulance provided by Cory Lord and Panzercommander had his beautiful M20. Drone showed up with a beautiful detailed Stuart and Gray Ghost contributed a nicely done command car and a beautiful Dragon Sherman. We had some...



# AMAZING DIO...

pretty amazing eye candy on the diorama thanks to a lot of folks.

Scenery was varied as well. There was everything from waves and sand at one end to a fall scene with hundreds of tiny punched leaves and winter with some fairly realistic looking snow made from ground foam. Trees and grass mat were provided by several folks and everyone pitched in with the bags of dirt and sand that were needed.

As stated earlier, there were thirty some vehicles and close to two hundred figures on the diorama, but that doesn't really tell the whole story. There were so many little individual dramas going on throughout each scene, that it would have taken a considerable amount of time to consider them all. The club can feel very proud of it's efforts this year, it was a great looking diorama and accomplished the goal of honoring U.S. service men of WWII in an interesting way.





### THE REAL SUCCESS CAME WHEN...

...the doors opened; people came and enjoyed, Veterans and American Freedom and Liberty were honored and perhaps a little history was taught in a fun and entertaining way. It was a great weekend and now the planning starts for the next one.





# 5<sup>th</sup> Annual

## FT. THOMAS 2012

### SALUTE TO VETERANS

**SSCC**  
SIXTH SCALE COLLECTORS CLUB



**FACES OF FT. THOMAS** - Despite the “bigness” of the club and individual dioramas this year, what struck me was some of the individual figures that were on display. It is interesting that the face of war can be caught in little sculptures of vinyl. It would not seem possible, but it is. (Photos by Mrs. Point Man, “Slack”)